



User manual

“How to login to VMU Moodle”

VMU Moodle virtual learning environment


<http://moodle.vdu.lt>

Table of content

How to Login in to Moodle.....	2
Studying the courses	3
How to Review Course Material	3
Logout from Moodle	4
Student Support.....	5

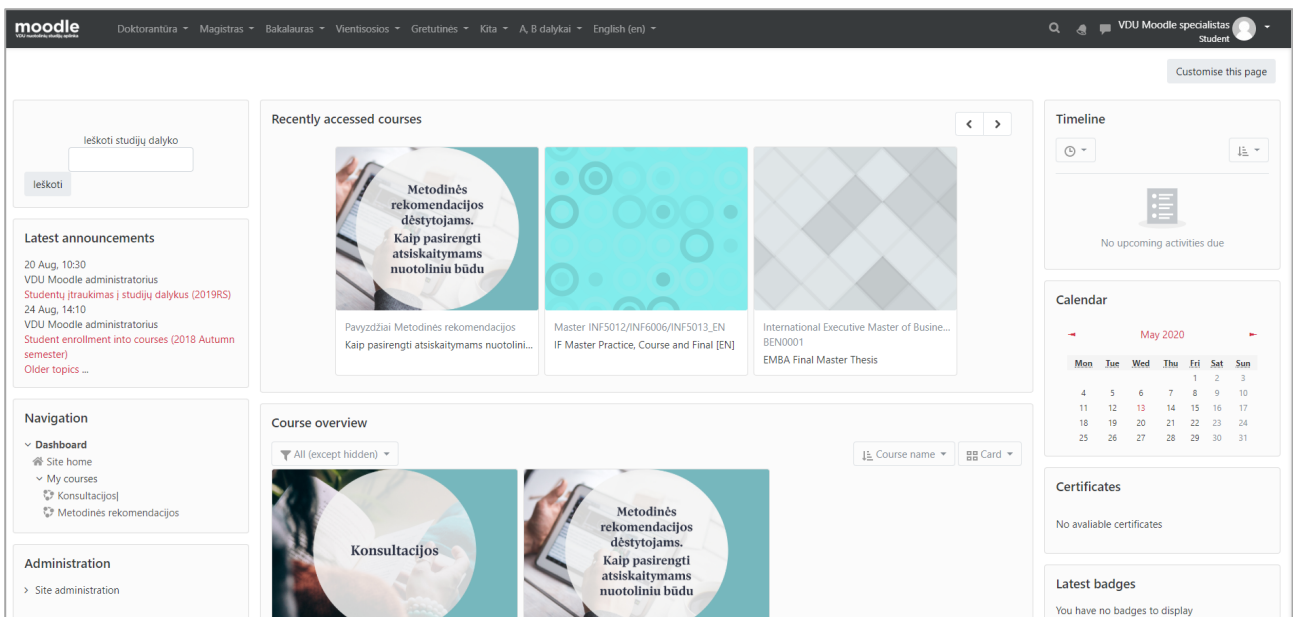
How to Login in to Moodle

Enter the address <http://moodle.vdu.lt> in your internet browser (it is recommended to use Google Chrome or Mozilla Firefox). Your username is your name and surname (name.surname) and your password is the same that is used in university e-mail box.



Picture 1 VMU Moodle Login Window

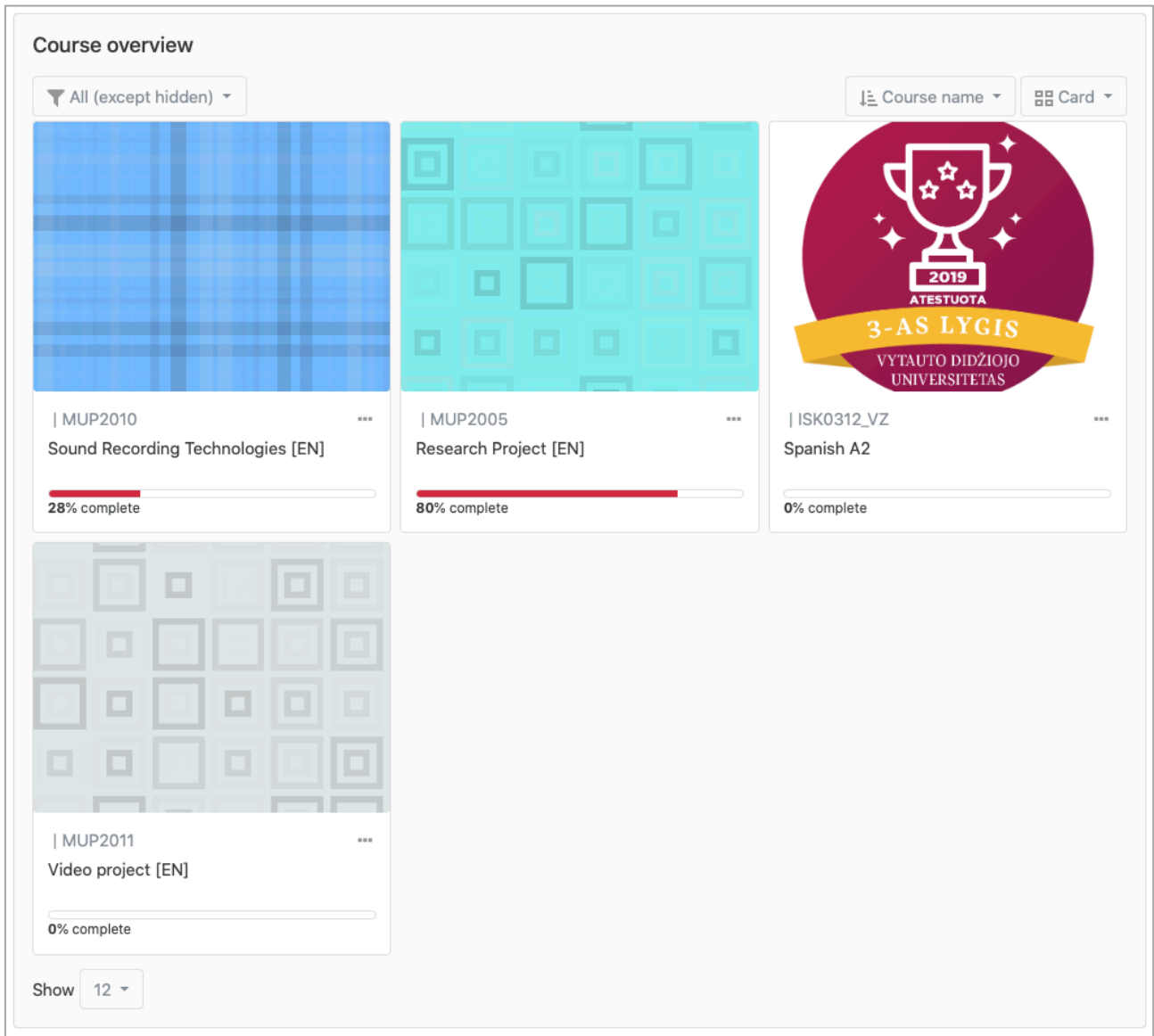
If you see everything in Lithuanian language – change the language to English by clicking on **EN**. Then, enter your username and password and click on “Log in” button. You should now be logged in.



Picture 2 VMU Moodle Homepage. Available courses

Studying the courses

You will be automatically included into the courses you are studying this semester. Courses are displayed on “Course overview” list.



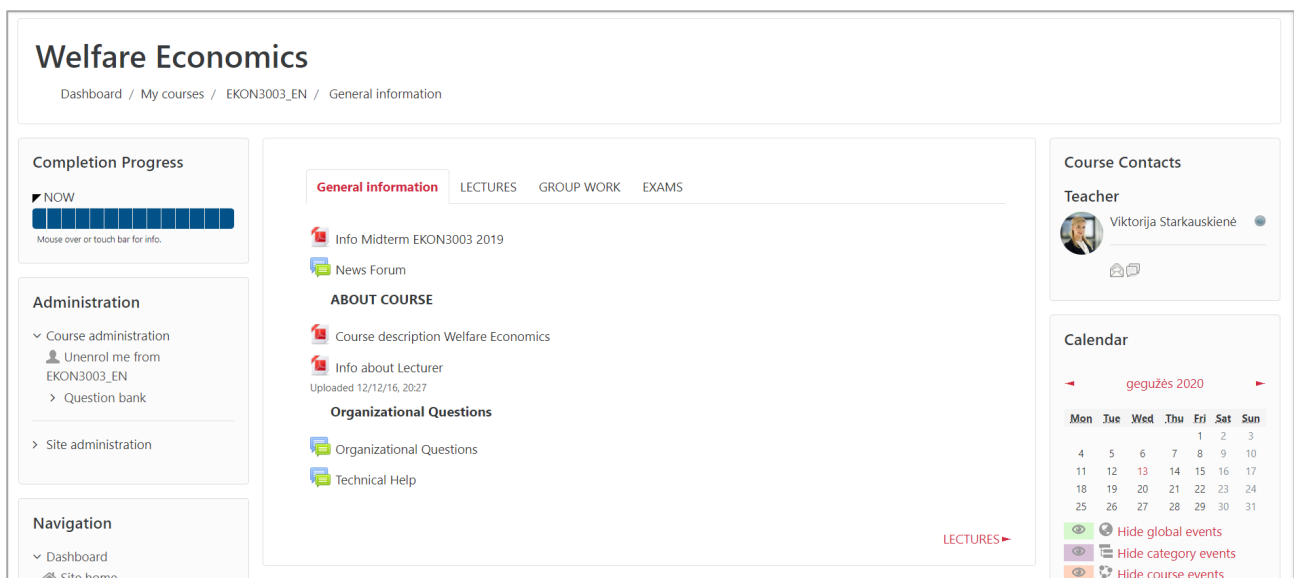
The screenshot displays the 'Course overview' section of a Moodle homepage. At the top left, there is a filter dropdown set to 'All (except hidden)'. At the top right, there are two more dropdowns: 'Course name' and 'Card'. The main area contains four course cards. Each card features a background image, a course ID and name, and a progress bar. The first card has a blue plaid background and shows 28% completion for 'Sound Recording Technologies [EN]'. The second card has a teal grid background and shows 80% completion for 'Research Project [EN]'. The third card has a maroon background with a trophy icon and shows 0% completion for 'Spanish A2'. The fourth card has a grey grid background and shows 0% completion for 'Video project [EN]'. At the bottom left, there is a 'Show' button followed by a dropdown set to '12'.

Course ID	Course Name	Progress
MUP2010	Sound Recording Technologies [EN]	28% complete
MUP2005	Research Project [EN]	80% complete
ISK0312_VZ	Spanish A2	0% complete
MUP2011	Video project [EN]	0% complete

Picture 3 VMU Moodle Homepage. My courses

How to Review Course Material

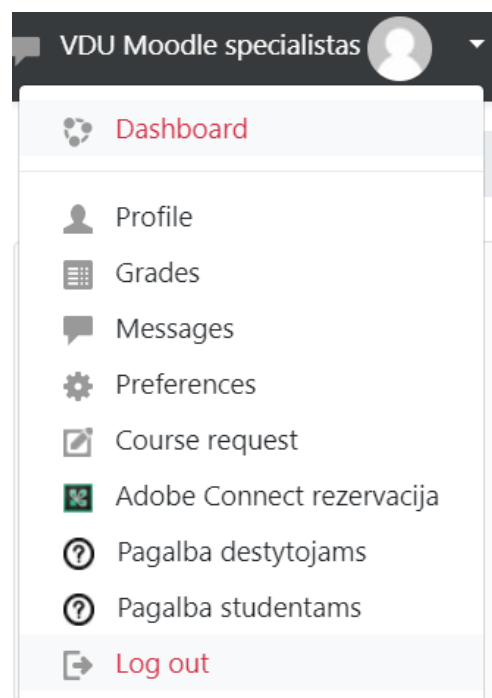
You can access the course homepage. Here you will find the structure of the course and links to the course curriculum provided by teacher. The blocks on the left and right side of the page will help you to find the information.



Picture 4 Course Homepage

Logout from Moodle

You have to logout from VMU Moodle, when you finish your work. You will find the “Logout” button on the top right of the Moodle homepage.




Picture 5 Logout from VMU Moodle

Student Support

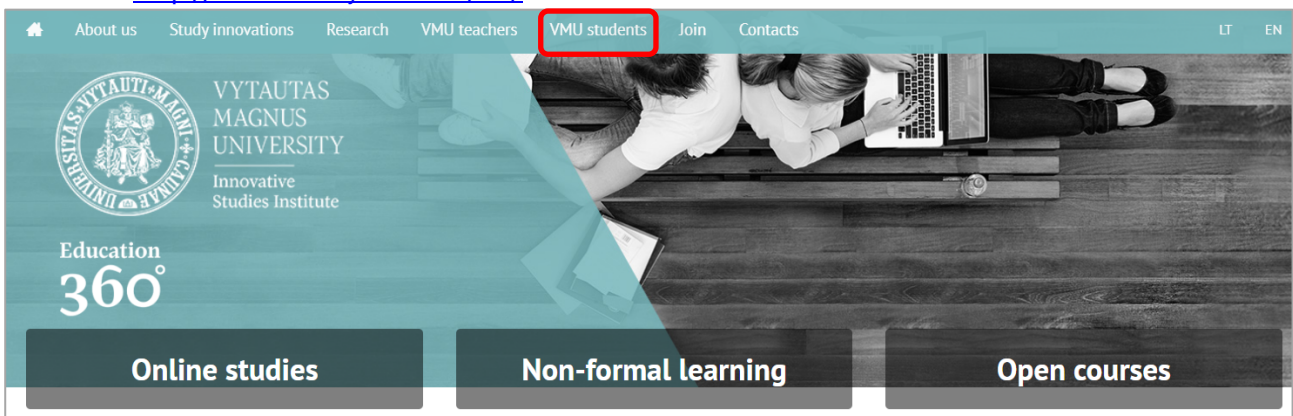
If you have any problems connecting to VMU Moodle, finding or enrolling the course, please, contact the student support the following way:

- <http://moodle.vdu.lt>



Picture 6 VMU Moodle Support

- or <http://www.studyonline.lt/en/>



Picture 7 Support in "VMU Online Studies" webpage